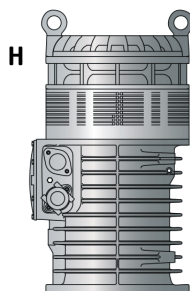
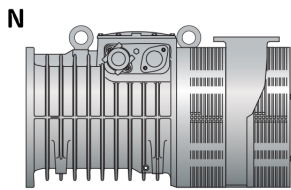




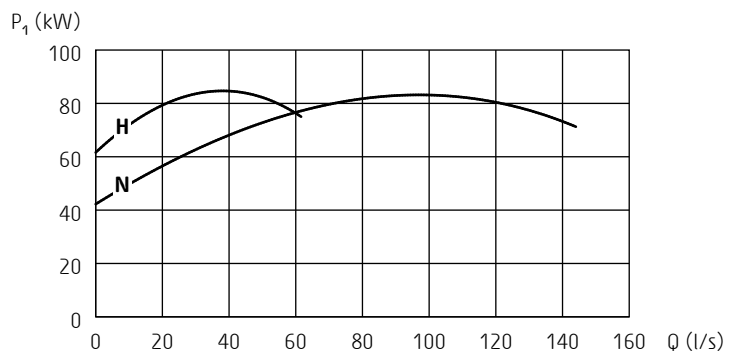
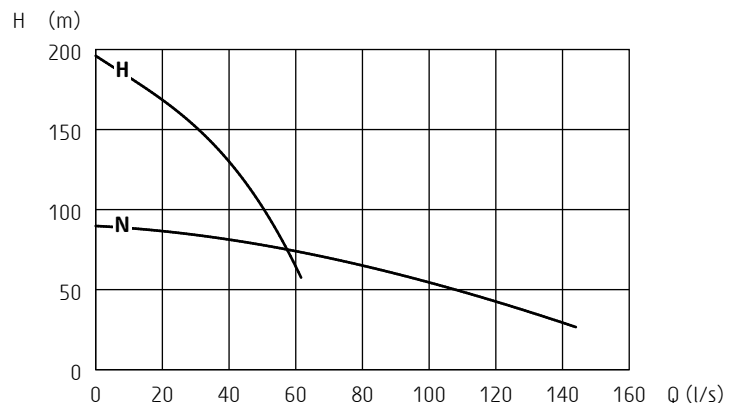
Mega Inox

Electrical submersible drainage pump



50 Hz	N	H
Discharge connection	6" (DN150)	4" (DN100)
Rated power P_2 [kW]	85	85
Max. power consumption P_1 [kW]	90	90
Shaft speed [r.p.m.]	2965	2965
Rated current at 400V	141	141
Rated current at 500V	111	111
Rated current at 1000V	56	56
Solids passage [mm]	10	10
Height [mm]	770	1250
Width [mm]	1180	700
Weight [kg]	925	1015

Other voltages on request



ISO 9906/A

Pump types

N: Normal head

H: High head

Classification

Electrical submersible pump

Protection class: IP68

Electrical motor

Squirrel cage 3-phase induction motor

Insulation class: H (IEC 85)

Motor protector

Temperature guard with thermal contacts in the stator. **This pump must be used with external motor protection in accordance with technical data**

Monitoring equipment

Pt100 sensor for main bearing temperature reading

Power cable

4G25+S(2x0,5) or 4G35+S(2x0,5), length 20m

3G50+2x35/2+S(2x0,5) or 3G70+2x50/2+S(2x0,5)

4AWG/3-2-1-GC or 1AWG/3-2-1-GC, length 50 ft

S3x50+3x25/3+S(4x0,5) or S3x70+3x35/3+S(2x0,5)

Limitations

Max. submersion depth: 75 m (246 ft)

Max. liquid temperature: 40°C (104°F)

Max. liquid density: 1100 kg/m³ (68 lbs/ft³)

pH of the liquid: WCCR seal: 3-14 / RSiC seal: 2-10

Shaft seals

Double mechanical shaft seals with an oil compartment between the seals

Material inner seal: *tungsten carbide - tungsten carbide*

Material outer seal: *silicone carbide - silicone carbide*

Bearings

Main bearing: two single-row angular contact ball bearings

Support bearing: cylindrical single-row roller bearing with C3 clearance

Discharge connections

4-6" (DN 100-150) Flange SMS, DIN, BS or ANSI

Materials

Casted parts: *Stainless steel*

Motor shaft: *Stainless steel*

Impeller: *Stainless steel*

Diffusers: *Nitrile rubber*

Screws and nuts: *Stainless steel*

Accessories

Zinc anodes, Stand

Specifications can be changed without notice