

## INDUSTRIAL GASOLINE ENGINE


### Kubota WG Series (3-Cylinder)

# WG1903-G



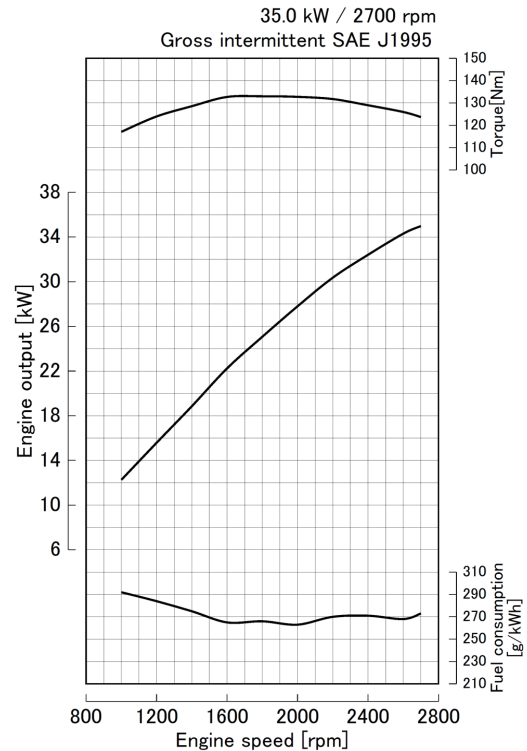
#### Rated Power

## 35.0 kW @ 2700 rpm



Photograph may show non-standard equipment.

#### Performance Curves



#### Features and Benefits

##### Emissions

Kubota's WG1903-G engine has been designed to comply with EPA Tier 2 / CARB Tier 3 + EU Stage V.

##### Fuel Flexibility

The installation compatibility that exists between Spark-Ignition engines (SI) and Compression-Ignition engines (CI) is convenient for customers who need fuel flexibility for their products. The Kubota WG1903 includes gasoline, LPG, and natural gas versions, as well as dual fuel (gasoline and LPG) version.

##### Durability and Reliability

Kubota WG1903 SI engines are designed after Kubota 03 Series diesel (CI) engines. While keeping the same footprint as the D1803 diesel engines, they offer performance similar to that of our turbo diesel engines, which are known worldwide as reliable industrial engines.

The Kubota WG1903 engine offers very low vibration and extremely low noise as well.

# WG1903-G

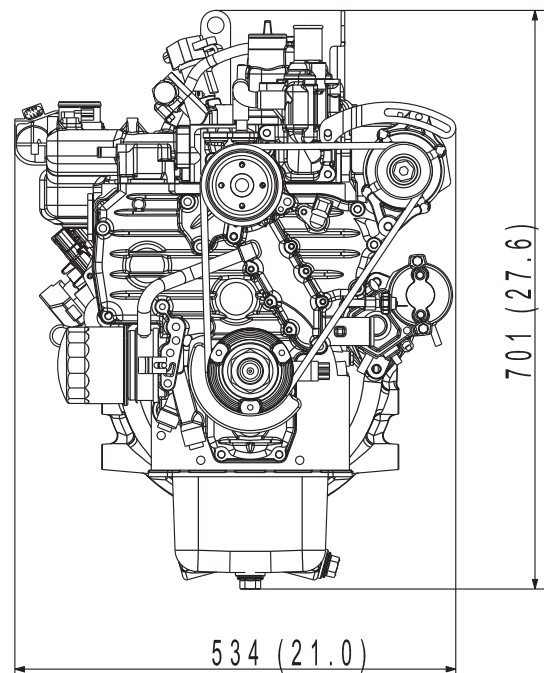
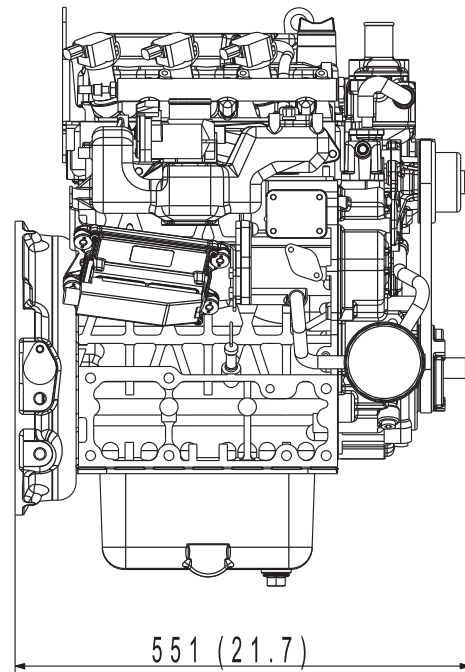
## Engine Specifications

<b>Engine model</b>		WG1903-G
<b>Emission regulation</b>		EPA Tier 2 / CARB Tier 3 / EU Stage V
<b>Type</b>		Vertical, water cooled 4-cycle spark ignited engine
<b>Fuel type</b>		Gasoline
<b>Cylinders</b>		3
<b>Bore and stroke</b>	mm (in)	88.0×102.4 (3.465×4.031)
<b>Displacement</b>	L (cu.in)	1.868 (114.0)
<b>Aspiration</b>		Naturally Aspirated
<b>Aftertreatment</b>		Three way catalyst
<b>Rated output / speed</b> *1	kW (HP) / rpm	35.0 (46.9) / 2700
<b>Maximum torque / speed</b> *1	Nm (lb-ft) / rpm	133 (98.1) / 1800
<b>Length x Width x Height</b> *2	mm (in)	551 × 534 × 701 (21.7 × 21.0 × 27.6)
<b>Dry weight</b> *2	kg (lbs)	165 (364)

Specifications are subject to change without prior notice.  
 Dimensions and dry weight are according to Kubota's standard specification.  
 Dimensions and weight depend on completed specifications.  
 LPG: Commercial liquid propane gas only. Equivalent to propane HD-5 of GPA standard.  
 Natural gas: The performance shown is with Japanese standard natural gas.  
 The lower heating value: 9699 kcal/m<sup>3</sup> (1090 BTU / ft<sup>3</sup>)

\*1: Gross intermittent SAE J1995  
 \*2: Exclude cooling fan, aftertreatment unit

## Dimensions



## Kubota Corporation

2-47, Shikitsuhigashi 1-chome Naniwa-ku, Osaka, 556-8601 Japan  
<https://global.engine.kubota.co.jp/en/>

ASPWG1903-G1903-N0-I-178040