

OUR DIFFERENCE? THE DETAIL.

NOW WITH
3 YEARS
WARRANTY



S5

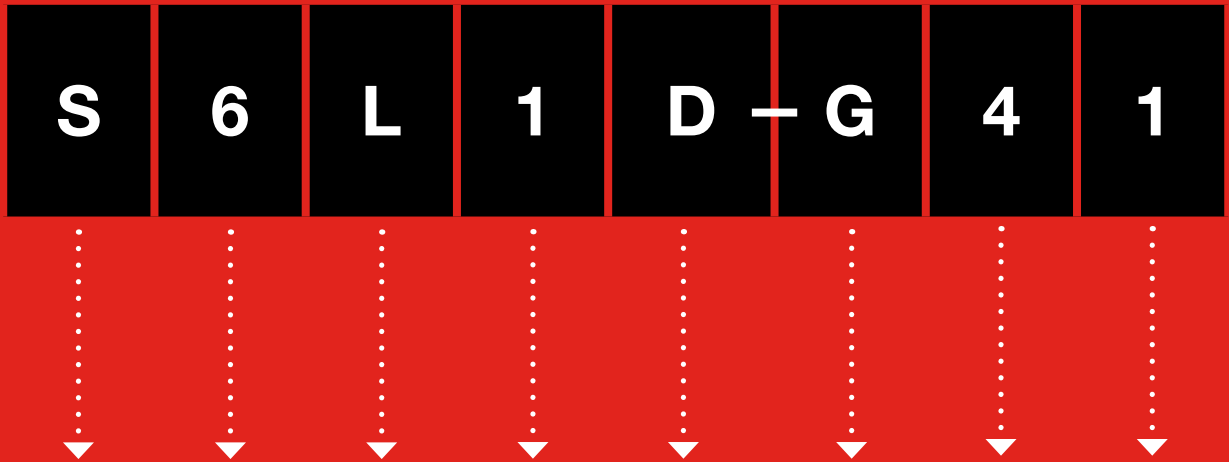
S7



STAMFORD® S6

Fitted with
CoreCooling™
technology

The S6 Nomenclature



Character	Brand	Family Series	Voltage	Revision	Descriptor	Core Length	Pole	Bearing
Examples	STAMFORD	1/2/3/4/5 etc	L = Low M = Medium H = High	1	D = Dedicated M = Marine	C/D/E/F/G/H	4	1/2

The New **STAMFORD**® S6 Dedicated



Enhanced thermal management



Optimised power density core

New core lengths:
1260 & 1400 kVA

Adaptor foot option,
enabling switching
between S6 & S7

High efficiency air-flow

Flexible foot option, enabling switching
between alternative brands

Product evolution through technological revolution.

Our new **CoreCooling™ technology** results in improved thermal performance and increased power density... it's in the detail.

S6 Dedicated Ratings

50Hz

Class H 125/40						
Winding Number	311/312					
Volts	380		400		415	
Model	kW	kVA	kW	kVA	kW	kVA
S6L1D-C4	640	800	648	810	648	810
S6L1D-D4	728	910	752	940	752	940
S6L1D-E4	800	1000	840	1050	840	1050
S6L1D-F4	888	1110	920	1150	920	1150
S6L1D-G4 ***	964	1205	1008	1260	1008	1260
S6L1D-H4 ***	1068	1335	1120	1400	1120	1400

Standby 150/40						
Winding Number	311/312					
Volts	380		400		415	
Model	kW	kVA	kW	kVA	kW	kVA
S6L1D-C4	660	825	668	835	668	835
S6L1D-D4	768	960	784	980	784	980
S6L1D-E4	848	1060	880	1100	880	1100
S6L1D-F4	944	1180	952	1190	952	1190
S6L1D-G4 ***	1004	1255	1052	1315	1052	1315
S6L1D-H4 ***	1112	1390	1168	1460	1168	1460

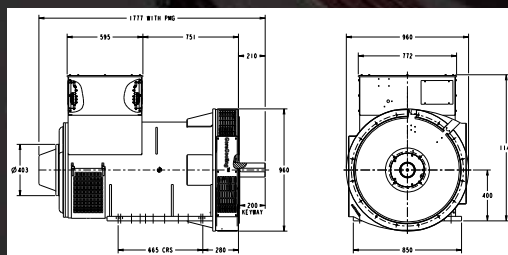
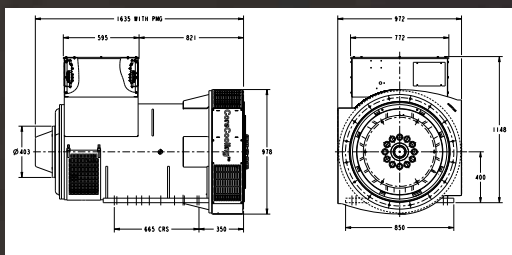
Standby 163/27						
Winding Number	311/312					
Volts	380		400		415	
Model	kW	kVA	kW	kVA	kW	kVA
S6L1D-C4	680	850	688	860	680	850
S6L1D-D4	800	1000	808	1010	808	1010
S6L1D-E4	880	1100	900	1125	900	1125
S6L1D-F4	976	1220	984	1230	984	1230
S6L1D-G4 ***	1032	1290	1076	1345	1080	1350
S6L1D-H4 ***	1144	1430	1200	1500	1200	1500

60Hz

Class H 125/40						
Winding Number	311/312					
Volts	416		440		480	
Model	kW	kVA	kW	kVA	kW	kVA
S6L1D-C4	700	875	740	925	800	1000
S6L1D-D4	820	1025	850	1063	900	1125
S6L1D-E4	920	1150	960	1200	1040	1300
S6L1D-F4	1020	1275	1070	1338	1150	1438
S6L1D-G4 ***	1040	1300	1145	1431	1200	1500
S6L1D-H4 ***	1185	1481	1255	1569	1355	1694

Standby 150/40						
Winding Number	311/312					
Volts	416		440		480	
Model	kW	kVA	kW	kVA	kW	kVA
S6L1D-C4	730	913	775	969	835	1044
S6L1D-D4	870	1088	900	1125	950	1188
S6L1D-E4	965	1206	1000	1250	1080	1350
S6L1D-F4	1080	1350	1125	1406	1200	1500
S6L1D-G4 ***	1085	1356	1200	1500	1255	1569
S6L1D-H4 ***	1235	1544	1310	1637	1410	1762

Standby 163/27						
Winding Number	311/312					
Volts	416		440		480	
Model	kW	kVA	kW	kVA	kW	kVA
S6L1D-C4	760	950	800	1000	870	1088
S6L1D-D4	900	1125	930	1163	975	1219
S6L1D-E4	1000	1250	1040	1300	1120	1400
S6L1D-F4	1120	1400	1170	1463	1260	1575
S6L1D-G4 ***	1130	1413	1250	1563	1300	1625
S6L1D-H4 ***	1270	1588	1345	1681	1450	1812



Specification

MODEL	S6-Dedicated
Ratings at 50Hz (kVA) Class H	800-1400
Ratings at 60Hz (kVA) Class H	875-1694
Specifications	
Voltage Range	380-480
Poles	4
Technology	Wire Wound
AVR	Analogue
Voltage Sensing	3 Phase sensing
Bearing Arrangement	Single and Double
SAE Adaptors	0
Terminals	6
Material Insulation Class	H
Excitation System	MX321/PMG
Ingress Protection	IP23
Optional Features	
SAE Adaptors	00,1
Ingress Protection	IP44 Terminal Box
Output Configurations	3 Phase Reconnectable
Voltage sensing	2 Phase sensing
Temperature Monitoring	Winding RTDs
Temperature Monitoring	Thermistors
Adaptor Feet	✓
Flexible Feet	✓
Prime Movers	
Diesel Engine	✓
Gas Engine	✓

Accessories

Factory Build Options
Anti-Condensation Heater (with Terminal Box)
Quadrature Droop kit
Bearing RTD (Each Bearing)
Remote Voltage Trimmer
Radio frequency interference (RFI) Suppressor Kit
Excitation Loss Module
Diode Failure Detector

Available With	MX321	MX341
Current Sensing Kit	✓	✓
Controlled Short Circuit	✓	X
Manual Voltage Regulator	✓	✓
Frequency Detection Module	✓	✓
Power Factor Controller - PFC3	✓	✓
Remote Control Interface	✓	✓
Excitation Circuit Breaker	✓	✓

Voltage Regulator Options
MX341
UL MX341
UL MX321
DECS100
DM110

Please note all ratings and drawings are preliminary and subject to change.

*GA drawings are indicative of S6D-H core dimensions

**Please contact our applications department for additional voltages that are available (applications@cummins.com)

***312 winding only

Winding 311 not available on G & H cores

NOW WITH
3 YEARS
WARRANTY

S6 Marine Ratings

50Hz

Class B (70°C) Temperature Rise, Continuous, 50°C Ambient						
Winding Number	31/312					
Volts	380		400		415	
Model	kW	kVA	kW	kVA	kW	kVA
S6L1M-C4	424	530	440	550	456	570
S6L1M-D4	510	638	525	656	540	675
S6L1M-E4	588	735	600	750	608	760
S6L1M-F4	632	790	640	800	656	820
S6L1M-H4	764	955	804	1005	808	1010

Class F (90°C) Temperature Rise, Continuous, 50°C Ambient						
Winding Number	31/312					
Volts	380		400		415	
Model	kW	kVA	kW	kVA	kW	kVA
S6L1M-C4	504	630	520	650	540	675
S6L1M-D4	560	700	576	720	592	740
S6L1M-E4	648	810	664	830	680	850
S6L1M-F4	720	900	736	920	752	940
S6L1M-H4	764	955	804	1005	832	1040

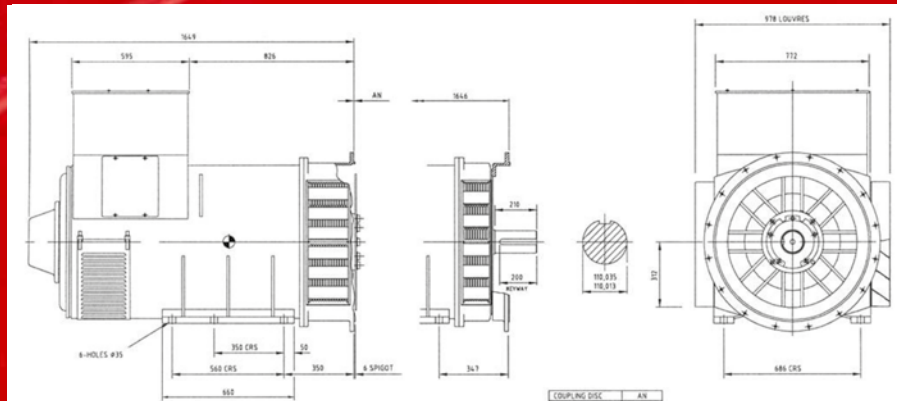
Class H (110°C) Temperature Rise, Continuous, 50°C Ambient						
Winding Number	31/312					
Volts	380		400		415	
Model	kW	kVA	kW	kVA	kW	kVA
S6L1M-C4	504	630	520	650	540	675
S6L1M-D4	612	765	628	785	644	805
S6L1M-E4	664	830	680	850	696	870
S6L1M-F4	744	930	760	950	776	970
S6L1M-H4	832	1040	880	1100	900	1125

60Hz

Class B (70°C) Temperature Rise, Continuous, 50°C Ambient						
Winding Number	31/312					
Volts	416		440		480	
Model	kW	kVA	kW	kVA	kW	kVA
S6L1M-C4	512	638	530	662	570	712
S6L1M-D4	570	713	600	750	640	800
S6L1M-E4	660	825	680	850	740	925
S6L1M-F4	740	925	772	965	808	1010
S6L1M-H4	880	1100	940	1175	975	1219

Class F (90°C) Temperature Rise, Continuous, 50°C Ambient						
Winding Number	31/312					
Volts	416		440		480	
Model	kW	kVA	kW	kVA	kW	kVA
S6L1M-C4	585	731	610	763	655	819
S6L1M-D4	655	819	690	863	740	925
S6L1M-E4	764	956	790.4	988	850	1063
S6L1M-F4	850	1063	890.4	1113	920	1150
S6L1M-H4	889	1112	940	1175	1024	1281

Class H (110°C) Temperature Rise, Continuous, 50°C Ambient						
Winding Number	31/312					
Volts	416		440		480	
Model	kW	kVA	kW	kVA	kW	kVA
S6L1M-C4	630	788	650	813	700	875
S6L1M-D4	709	887	745	931	795	994
S6L1M-E4	824	1031	850	1063	920	1150
S6L1M-F4	920	1150	960	1200	1016	1270
S6L1M-H4	1015	1269	1040	1300	1169	1462



Specification

MODEL	S6-Marine
Ratings at 50Hz (kVA) Class H	630-1125
Ratings at 60Hz (kVA) Class H	788-1462
Specifications	
Voltage Range	380-690
Poles	4
Technology	Wire Wound
AVR	Analogue
Bearing Arrangement	Single
SAE Adaptors	0
Terminals	6
Material Insulation Class	H
Excitation System	MX321/PMG
Ingress Protection	IP23
Optional Features	
Poles	6
Bearing Arrangement	Double
SAE Adaptors	00
Ingress Protection	IP23 & IP44 Air Filters
Output Configurations	3 Phase Reconnectable
Voltage sensing	3 Phase sensing
Temperature Monitoring	Winding RTDs
Temperature Monitoring	Thermistors
Adaptor Feet	X
Flexible Feet	✓
Prime Movers	
Diesel Engine	✓
Gas Engine	✓

Accessories

Factory Build Options
Anti-Condensation Heater (with Terminal Box)
Quadrature Droop kit
Bearing RTD (Each Bearing)
Air Inlet Filter
Remote Voltage Trimmer
Radio frequency interference (RFI) Suppressor Kit
Excitation Loss Module
Diode Failure Detector

Available With	MX321	MX341
Current Sensing Kit	✓	✓
Controlled Short Circuit	✓	X
Manual Voltage Regulator	✓	✓
Frequency Detection Module	✓	✓
Power Factor Controller - PFC3	✓	✓
Remote Control Interface	✓	✓
Excitation Circuit Breaker	✓	✓

Voltage Regulator Options
MX341
UL MX341
DM110

Please note all ratings and drawings are preliminary and subject to change.


*GA drawings are indicative of S6M-F core dimensions

**Please contact our applications department for additional voltages that are available (applications@cummins.com)

NOW WITH
3 YEARS
WARRANTY



PRODUCT HERITAGE



1950

World's First regulating alternator produced

1st

1966
C Range

1966

World's First volume produced brushless alternator

1st

1958

World's First rotating field alternator produced

1st

1973

World's First alternator to utilise a PMG for AVR excitation

1st

1973
AC Range





1988
UC Range



2004
P7 Range



2007
P0/P1
Range



2016
S Range



2016
S0/S1
Range




1985
HC Range



1992
BC Range

STAMFORD® | AvK®

**World Class Alternator
Technology Centre**



**Aligning
SOLUTIONS
Together**

Capabilities on offer



Generator Set Integration



Site Tests & Failure Investigations



Witness Testing



Advanced Component Testing



Service Training and Specialised Training

For more information visit us at
stamford-avk.com



Follow us @stamfordavk



/company/stamfordavk



STAMFORDAvK



youtube.com/stamfordavk

Copyright 2018, Cummins Generator Technologies Ltd. All rights reserved.
STAMFORD is a registered trademark of Cummins Generator Technologies Ltd.

Part No. PB_S6_EN/AF_Rev.2



**Generator
Technologies**