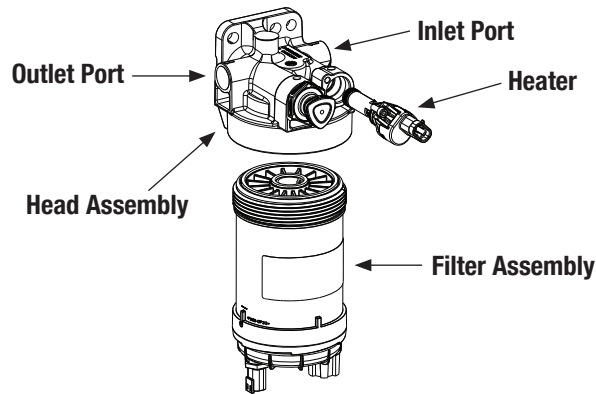


# Tier IV Fuel Modules

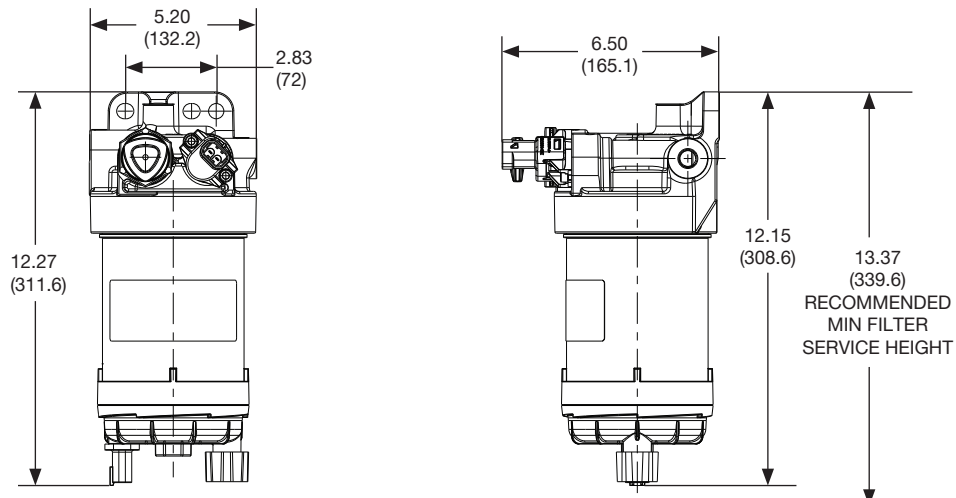




## Specifications

Specification	B-Series
Height Overall	12.27" (311.56 mm)
Depth Overall	6.5" (165.1 mm)
Width, max	5.2" (132.16 mm)
Mount Bracket Centers or Rear mount Centers	2.83" (72 mm) 2.06" (52.5 mm)
Weight (Dry)	4.64 lbs (2.1 kg)
Fuel Connections (Inlet)	M14 x 1.5
Fuel Connections (Outlet)	M14 x 1.5
Fuel Capacity (w/o filter)	47 fl oz (1390 mL)
Operation Fuel Flow Rate	60 gal/h (227.1 L/h)
Recommended Applications	Light and Medium Duty Engines
Water Trap Capacity	5.4 fl oz (160 mL)
Filter Service Clearance	Min. 1.22" (31 mm)
Mounting Bracket	Cast in Head
Electrical Heater	24 VDC, 300 W or 12 VDC, 300 W
Fuel Types	Compatible for use with Diesel #1, Diesel #2, Biodiesel, and JPS

## Dimensions



## Ordering Information

### B-Series

Housing Part Number	Filter Element	Heater	WIF	Fuel In & Fuel Out Port Size	Priming Pump	Heater Service Kit
FH2146200	FS1098	N/A	Yes	M14 x 1.5	Yes	N/A
FH2146300	FS1098	12 V	Yes	M14 x 1.5	Yes	SP1166
FH2146400	FS1098	24 V	Yes	M14 x 1.5	Yes	SP1167

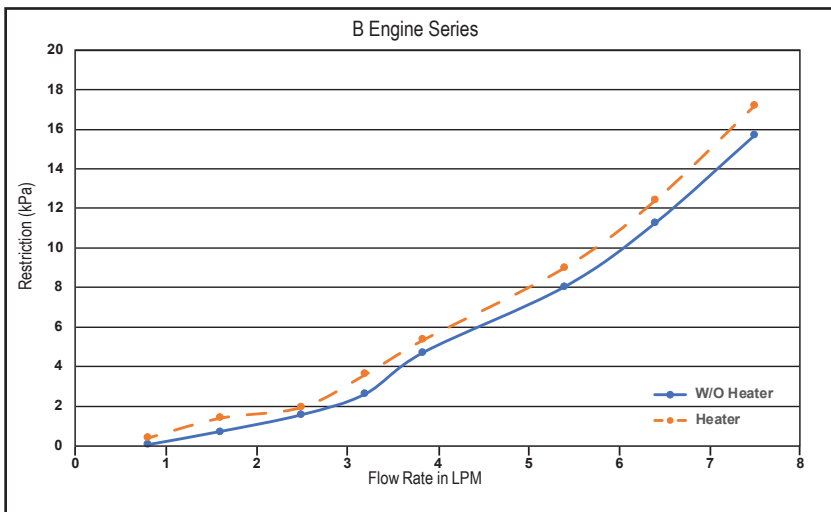
## Replacement Filter

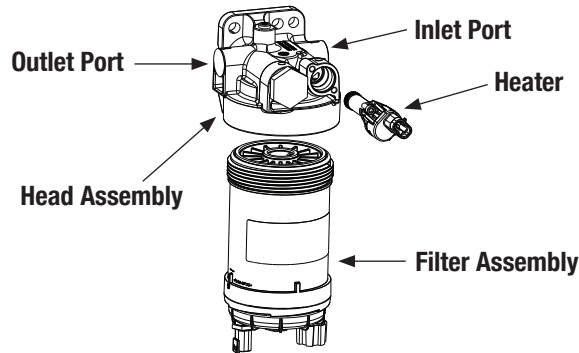
Part Number	Description
FS1098	StrataPore™ 10 micron

## Filter Specifications

- Emulsified Water Separation: 93% efficiency at 46 gal/h (210 L/h) flow per SAE J1488 (modified).
- Efficiency of 98.7% at 10 micron (c) as per ISO 19438.

## Performance

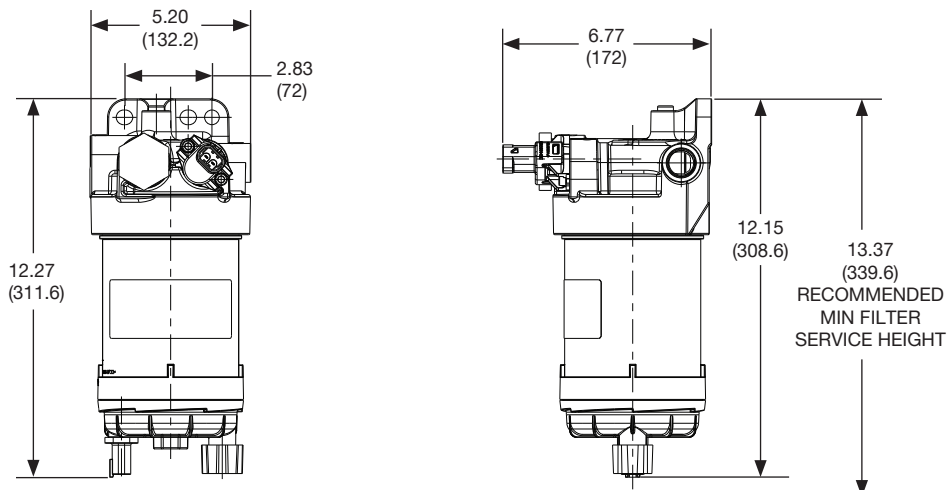




Specifications

Specification	L-Series
Height Overall	12.27" (311.56 mm)
Depth Overall	6.5" (165.1 mm)
Width, max	5.2" (132.16 mm)
Mount Bracket Centers or Rear mount Centers	2.83" (72 mm) 2.06" (52.5 mm)
Weight (Dry)	4.64 lbs (2.1 kg)
Fuel Connections (Inlet)	7/8"-14
Fuel Connections (Outlet)	7/8"-14
Fuel Capacity (w/o filter)	47 fl oz (1390 mL)
Operation Fuel Flow Rate	60 gal/h (227.1 L/h)
Recommended Applications	Light and Medium Duty Engines
Water Trap Capacity	5.4 fl oz (160 mL)
Filter Service Clearance	Min. 1.22" (31 mm)
Mounting Bracket	Cast in Head
Electrical Heater	24 VDC, 300 W or 12 VDC, 300 W
Fuel Types	Compatible for use with Diesel #1, Diesel #2, Biodiesel, and JPS

Dimensions



## Ordering Information

### L-Series

Housing Part Number	Element Spin-On	Heater	WIF	Fuel In & Fuel Out Port Size	Priming Pump	Heater Service Kit
FH0014300	FS1098	N/A	Yes	7/8"-14	N/A	N/A
FH0014400	FS1098	12 V	Yes	7/8"-14	N/A	SP1166
FH0014500	FS1098	24 V	Yes	7/8"-14	N/A	SP1167

## Replacement Filter

Part Number	Description
FS1098	StrataPore™ 10 micron

## Filter Specifications

- Emulsified Water Separation: 93% efficiency at 46 gal/h (210 L/h) flow per SAE J1488 (modified).
- Efficiency of 98.7% at 10 micron (c) as per ISO 19438.

## Performance

