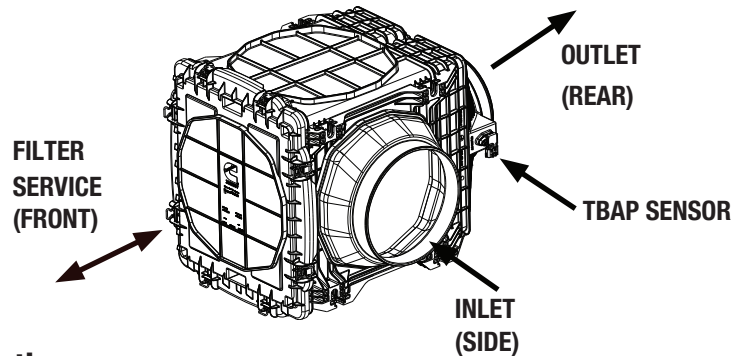


# DF2100 Series



## Specifications

Specification	AH55661
Length, Overall	24.4" (620.7 mm)
Width, Overall	19.5" (496.0 mm)
Height, Overall	13.9" (511.0 mm)
Flow, Min. at 2" H <sub>2</sub> O (0.5 kPa) Restriction	597 CFM (16.9 m <sup>3</sup> /min)
Flow, Max. at 12" H <sub>2</sub> O (3.0 kPa) Restriction	1609 CFM (45.5 m <sup>3</sup> /min)
Secondary Element	Yes
Housing Material	Glass-Filled Polypropylene
Pre-Cleaner	No
Inlet	90° to Outlet, 10.0" (254.0 mm)
Outlet	Straight, 8.0" (203.2 mm)
Filter Efficiency	≥ 99.90% per ISO 5011

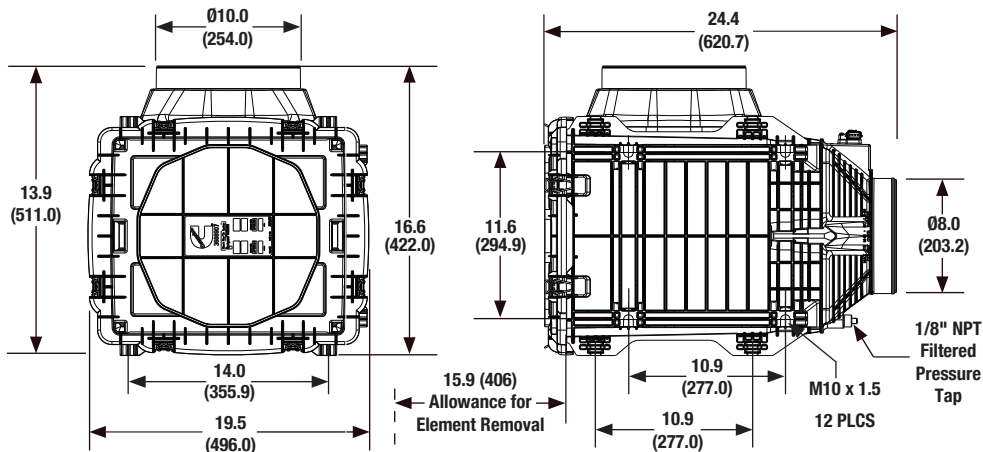
Specifications subject to change without notice.

## Dust Holding Capacity per Flow Rate

Specification	Non Aspirated	
	CFM	m <sup>3</sup> /min
Maximum Flow for 10 g/CFM (357.1 g/m <sup>3</sup> /min)	525	14.8
Maximum Flow for 25 g/CFM (892.9 g/m <sup>3</sup> /min)	N/A*	N/A*

\*Requires precleaner (optional)

## Dimensions



All dimensions are in inches (millimeters)

## Ordering Information

Air Cleaners	
Part Number	Description
AH55661	Direct Flow - Side Inlet - With TBAP Sensor

TBAP -Temperature and Barometric Air Pressure

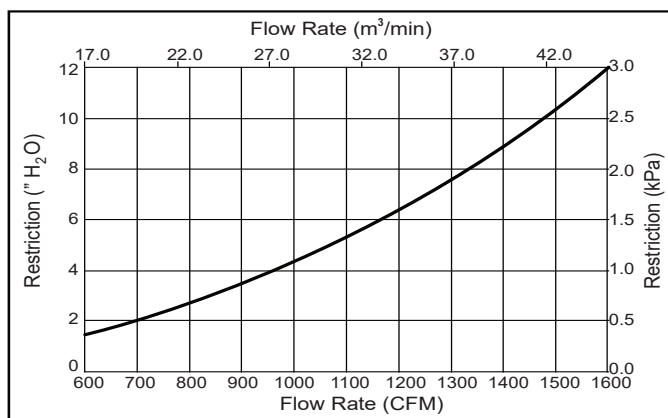
Service Parts	
Part Number	Description
AF55024	Primary Element (2 REQ)
AF55318	Secondary Element (2 REQ)
SP1082	Service Cover
SP1085	M10 Mounting Hardware
SP1090	Service Cover Gasket
SP1308	Mounting Stand-Offs
SP1086	Dust Ejection Valve (DEV)

Optional Accessories	
Part Number	Description
3316664S	8" Band Clamp
3316614S	8" Hump Hose
3316587S	8" 45° Elbow
3316577S	8" 90° Elbow
3316626S	8"-7" Hump Hose Reducer
3946329S	Restriction Indicator

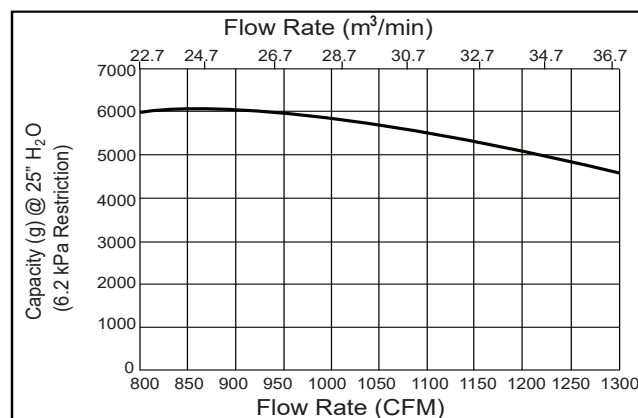
Additional sizes/shapes may be available. Refer to the Cummins Filtration catalog or website.

## Performance

### System Restriction vs Flow Rate



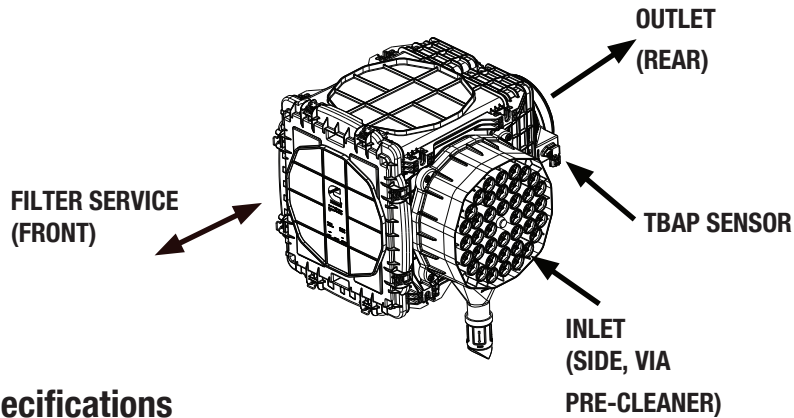
### System Capacity vs Flow Rate



Restriction		Flow Rate		Typical Capacity at 25" H <sub>2</sub> O (6.2 kPa) of Terminal Restriction Non Aspirated (g)
in H <sub>2</sub> O	kPa	CFM	m³/min	
4	1.0	893	25.3	6062
6	1.5	1114	31.6	5575
8	2.0	1300	36.8	4601
10	2.5	1462	41.4	3333
12	3.0	1609	45.6	1843

ISO Fine Dust  
1.0 g/m<sup>3</sup> Feed Rate  
25" H<sub>2</sub>O (6.2 kPa)  
Terminal Restriction  
per ISO 5011

# DF2100 Series



## Specifications

Specification	AH55662
Length, Overall	24.4" (620.7 mm)
Width, Overall	21.3" (542.0 mm)
Height, Overall	25.0" (636.4 mm)
Flow, Min. at 2" H <sub>2</sub> O (0.5 kPa) Restriction	473 CFM (13.39 m <sup>3</sup> /min)
Flow, Max. at 12" H <sub>2</sub> O (3.0 kPa) Restriction	1211 CFM (34.3 m <sup>3</sup> /min)
Secondary Element	Yes
Housing Material	Glass-Filled Polypropylene
Pre-Cleaner	Integrated
Inlet	90° to outlet 12.5" (317.9 mm)
Outlet	Straight, 8.0" (203.2 mm)
Filter Efficiency	≥ 99.90% per ISO 5011

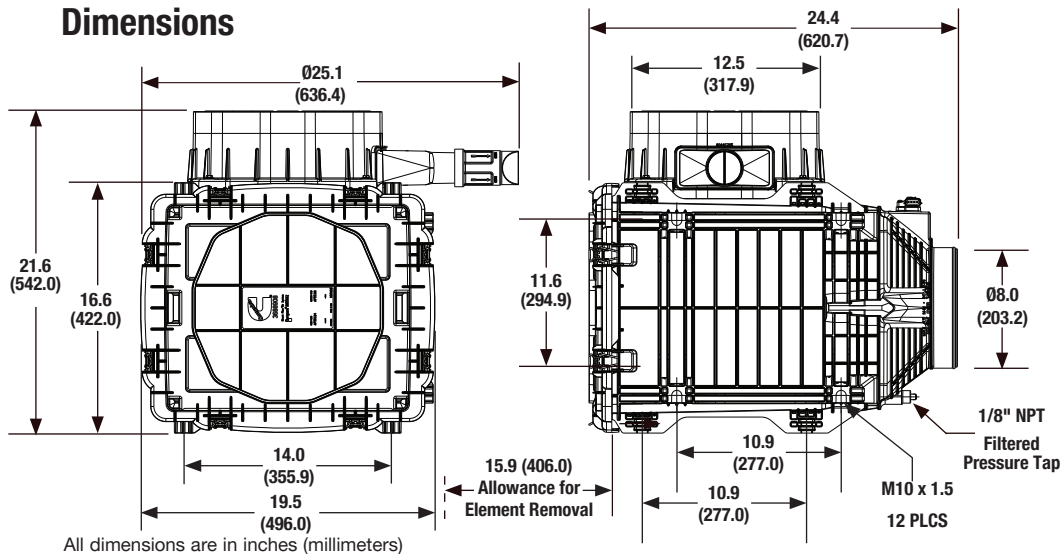
Specifications subject to change without notice.

## Dust Holding Capacity per Flow Rate

Specification	Aspirated		Non Aspirated	
	CFM	m <sup>3</sup> /min	CFM	m <sup>3</sup> /min
Maximum Flow for 10 g/CFM (357.1 g/m <sup>3</sup> /min)	1211*	34.3*	1211*	34.3*
Maximum Flow for 25 g/CFM (892.9 g/m <sup>3</sup> /min)	790	22.4	1211*	34.3*

\*Indicates maximum recommended flow rate

## Dimensions



All dimensions are in inches (millimeters)

## Ordering Information

Air Cleaners	
Part Number	Description
AH55662	Direct Flow - Side Inlet - Pre-Cleaner - With TBAP Sensor

TBAP -Temperature and Barometric Air Pressure

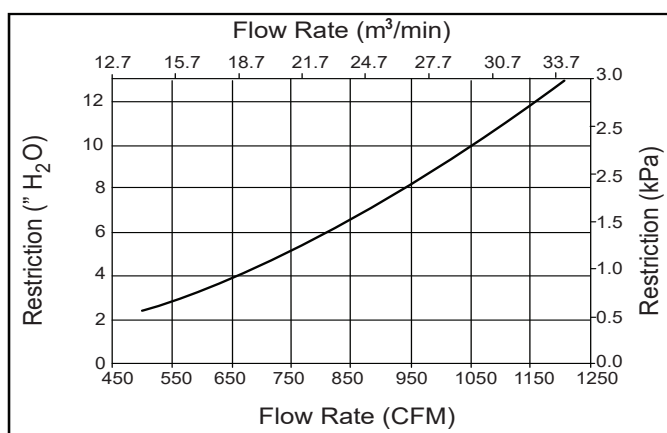
Service Parts	
Part Number	Description
AF55024	Primary Element (2 REQ)
AF55318	Secondary Element (2 REQ)
SP1082	Service Cover
SP1085	M10 Mounting Hardware
SP1090	Service Cover Gasket
SP1308	Mounting Stand-Offs
SP1086	Dust Ejection Valve (DEV)

Optional Accessories	
Part Number	Description
3316664S	8" Band Clamp
3316614S	8" Hump Hose
3316662S	6" Band Clamp
3316587S	8" 45° Elbow
3316577S	8" 90° Elbow
3316626S	8" to 7" Hump Hose Reducer
3946329S	Restriction Indicator

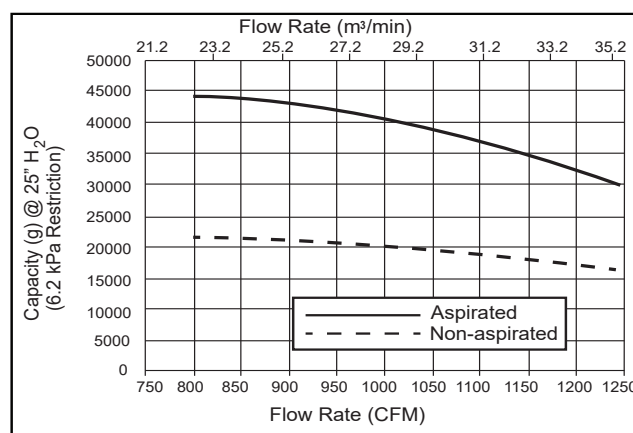
Additional sizes/shapes may be available. Refer to the Cummins Filtration catalog or website.

## Performance

### System Restriction vs Flow Rate



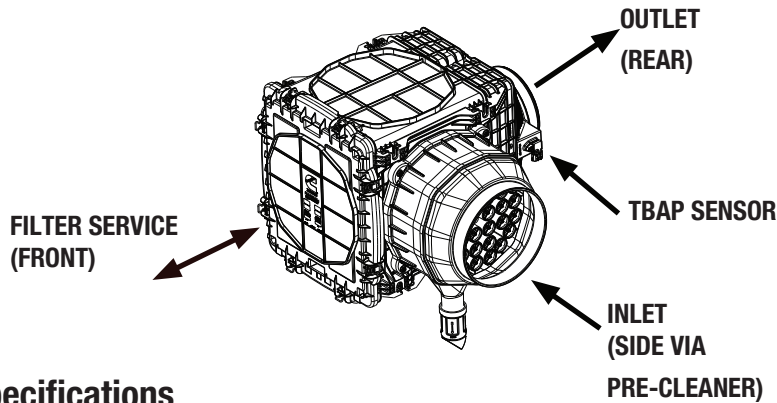
### System Capacity vs Flow Rate



Restriction		Flow Rate		Typical Capacity at 25" H <sub>2</sub> O (6.2 kPa) of Terminal Restriction	
in H <sub>2</sub> O	kPa	CFM	m³/min	Aspirated (g)	Non Aspirated (g)
4	1.0	683	19.3	16256	44106
6	1.5	845	23.9	20382	43854
8	2.0	981	27.8	22166	41366
10	2.5	1102	31.2	21429	37405
12	3.0	1211	34.3	19214	32428

ISO Coarse Dust  
2.0 g/m<sup>3</sup> Feed Rate  
25" H<sub>2</sub>O (6.2 kPa)  
Terminal Restriction  
per ISO 5011

# DF2100 Series



## Specifications

Specification	AH55663
Length, Overall	24.4" (620.7 mm)
Width, Overall	25.6" (652.0 mm)
Height, Overall	25.0" (636.4 mm)
Flow, Min. at 2" H <sub>2</sub> O (0.5 kPa) Restriction	470 CFM (13.3 m <sup>3</sup> /min)
Flow, Max. at 12" H <sub>2</sub> O (3.0 kPa) Restriction	1208 CFM (34.2 m <sup>3</sup> /min)
Secondary Element	Yes
Housing Material	Glass-Filled Polypropylene
Pre-Cleaner	Integrated
Inlet	90° to Outlet, 10.0" (254.0 mm)
Outlet	Straight, 8.0" (203.2 mm)
Filter Efficiency	≥ 99.90% per ISO 5011

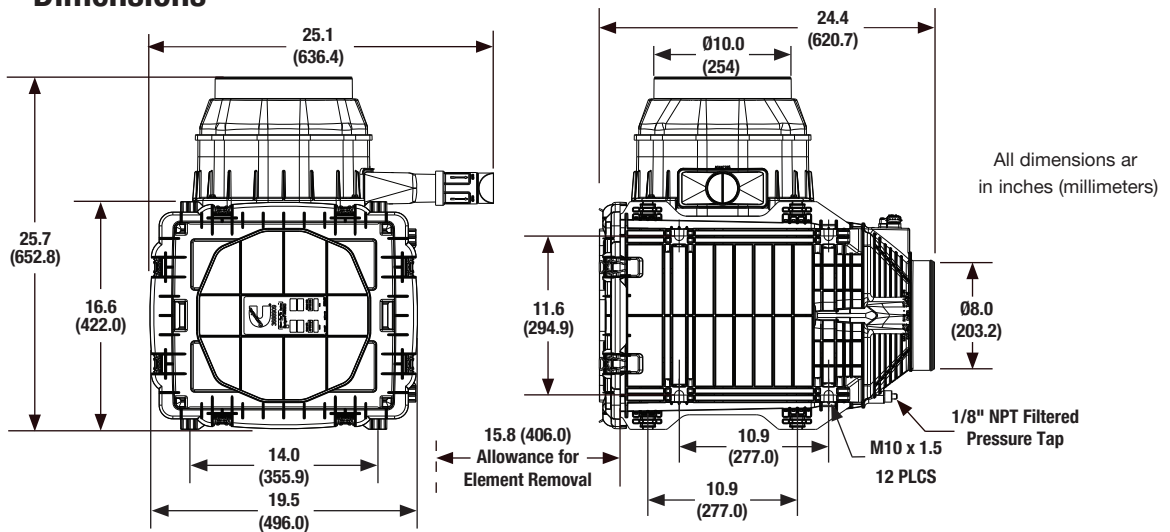
Specifications subject to change without notice.

## Dust Holding Capacity per Flow Rate

Specification	Aspirated		Non Aspirated	
	CFM	m <sup>3</sup> /min	CFM	m <sup>3</sup> /min
Maximum Flow for 10 g/CFM (357.1 g/m <sup>3</sup> /min)	1208*	34.2*	1208*	34.2*
Maximum Flow for 25 g/CFM (892.9 g/m <sup>3</sup> /min)	887	25.1	1208*	34.2*

\*Indicates maximum recommended flow rate

## Dimensions



## Ordering Information

Air Cleaners	
Part Number	Description
AH55663	Direct Flow - Side Inlet - Integrated Pre-Cleaner - With TBAP Sensor

TBAP -Temperature and Barometric Air Pressure

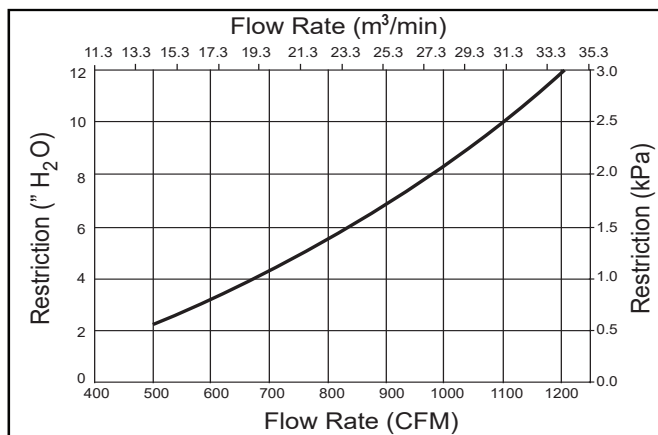
Service Parts	
Part Number	Description
AF55024	Primary Element (2 REQ)
AF55318	Secondary Element (2 REQ)
SP1082	Service Cover
SP1085	M10 Mounting Hardware
SP1090	Service Cover Gasket
SP1308	Mounting Stand-Offs
SP1086	Dust Ejection Valve (DEV)

Optional Accessories	
Part Number	Description
3316664S	8" Band Clamp
3316614S	8" Hump Hose
3316587S	8" 45° Elbow
3316577S	8" 90° Elbow
3316626S	8" to 7" Hump Hose Reducer
3946329S	Restriction Indicator

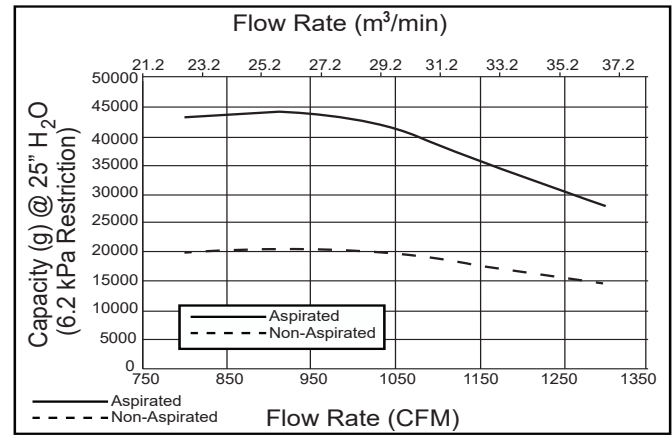
Additional sizes/shapes may be available. Refer to the Cummins Filtration catalog or website.

## Performance

### System Restriction vs Flow Rate



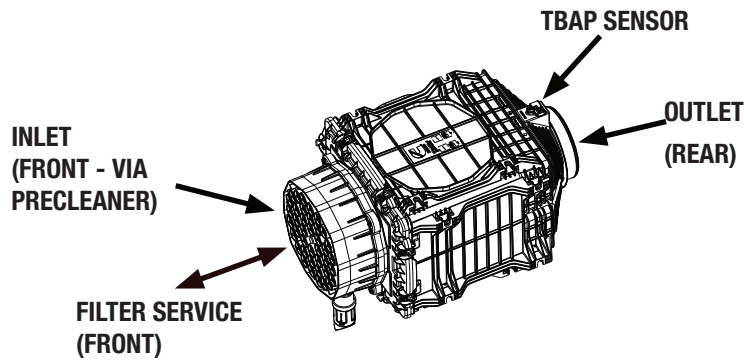
### System Capacity vs Flow Rate



Restriction		Flow Rate		Typical Capacity at 25" H <sub>2</sub> O (6.2 kPa) of Terminal Restriction	
" H <sub>2</sub> O	kPa	CFM	m³/min	Aspirated (g)	Non Aspirated (g)
4	1.0	679	19.2	20429	40087
6	1.5	841	23.8	22147	43462
8	2.0	978	27.7	21793	43133
10	2.5	1098	31.1	20123	40449
12	3.0	1208	34.2	17476	36022

ISO Coarse Dust  
2.0 g/m<sup>3</sup> Feed Rate  
25" H<sub>2</sub>O (6.2 kPa)  
Terminal Restriction  
per ISO 5011





## Specifications

Specification	AH55668
Length, Overall	24.4" (620.7 mm)
Width, Overall	22.6" (574.6 mm)
Height, Overall	25.0" (636.4 mm)
Flow, Min. at 2" H <sub>2</sub> O (0.5 kPa) Restriction	474 CFM (13.4 m <sup>3</sup> /min)
Flow, Max. at 12" H <sub>2</sub> O (3.0 kPa) Restriction	1280 CFM (36.2 m <sup>3</sup> /min)
Secondary Element	Yes
Housing Material	Glass-Filled Polypropylene
Pre-Cleaner	Integrated
Inlet	Straight 12.5" (317.5 mm)
Outlet	Straight, 8.0" (203.2 mm)
Filter Efficiency	≥ 99.90% per ISO 5011

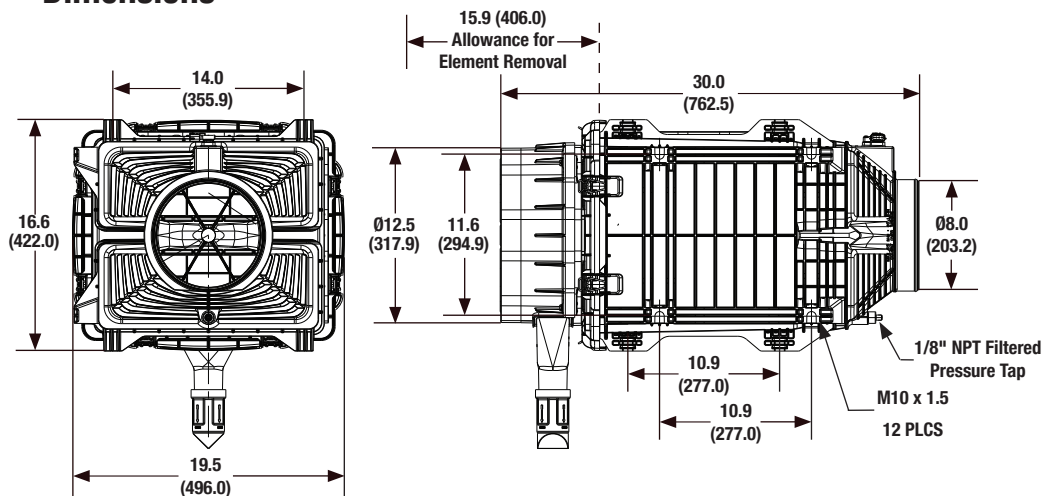
Specifications subject to change without notice.

## Dust Holding Capacity per Flow Rate

Specification	Non Aspirated		Aspirated	
	CFM	m <sup>3</sup> /min	CFM	m <sup>3</sup> /min
Maximum Flow for 10 g/CFM (357.1 g/m <sup>3</sup> /min)	1280*	36.2*	1280*	36.2*
Maximum Flow for 25 g/CFM (892.9 g/m <sup>3</sup> /min)	948	26.8	1280*	36.2*

\*Indicates maximum recommended flow rate

## Dimensions



All dimensions are in inches (millimeters)

## Ordering Information

Air Cleaners	
Part Number	Description
AH55668	Direct Flow - Front Inlet - Integrated Pre-Cleaner - With TBAP Sensor

TBAP -Temperature and Barometric Air Pressure

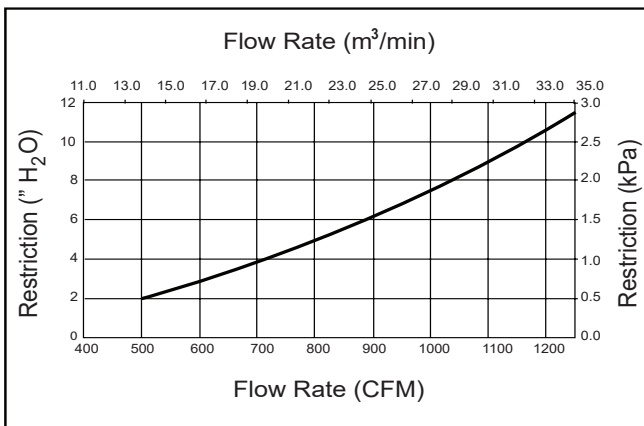
Service Parts	
Part Number	Description
AF55024	Primary Element (2 REQ)
AF55318	Secondary Element (2 REQ)
SP1084	Service Cover
SP1085	M10 Mounting Hardware
SP1090	Service Cover Gasket
SP1308	Mounting Stand-Offs
SP1086	Dust Ejection Valve (DEV)

Optional Accessories	
Part Number	Description
3316664S	8" Band Clamp
3316614S	8" Hump Hose
3316587S	8" 45° Elbow
3316577S	8" 90° Elbow
3316626S	8" to 7" Hump Hose Reducer
3946329S	Restriction Indicator

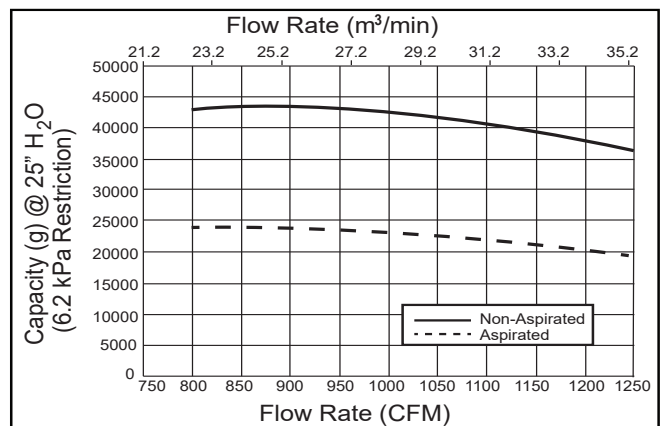
Additional sizes/shapes may be available. Refer to the Cummins Filtration catalog or website.

## Performance

### System Restriction vs Flow Rate



### System Capacity vs Flow Rate

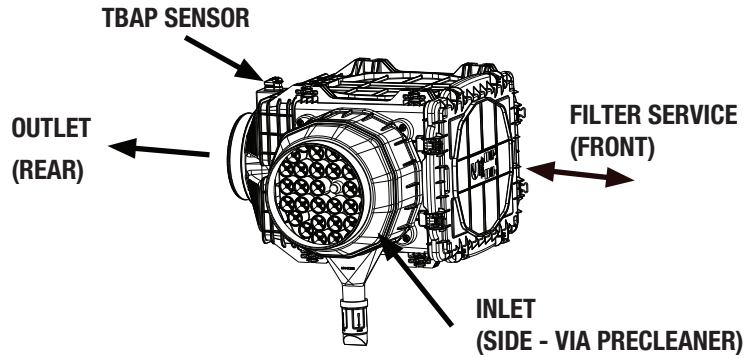


Restriction		Flow Rate		Typical Capacity at 25" H <sub>2</sub> O (6.2 kPa) of Terminal Restriction	
in H <sub>2</sub> O	kPa	CFM	m³/min	Non-Aspirated (g)	Aspirated (g)
4	1.0	737	20.9	24171	42534
6	1.5	904	25.6	23945	43418
8	2.0	1045	29.6	22809	42091
10	2.5	1168	33.1	21096	39364
12	3.0	1280	36.2	18965	35267

ISO Coarse Dust  
2.0 g/m<sup>3</sup> Feed Rate  
25" H<sub>2</sub>O (6.2 kPa)  
Terminal Restriction  
per ISO 5011



# DF2100 Series



## Specifications

Specification	AH55666
Length, Overall	24.4" (620.7 mm)
Width, Overall	28.2" (716.5 mm)
Height, Overall	23.6" (599.8 mm)
Flow, Min. at 2" H <sub>2</sub> O (0.5 kPa) Restriction	473 CFM (13.4 m <sup>3</sup> /min)
Flow, Max. at 12" H <sub>2</sub> O (3.0 kPa) Restriction	1230 CFM (34.8 m <sup>3</sup> /min)
Secondary Element	Yes
Housing Material	Glass-Filled Polypropylene
Pre-Cleaner	Integrated
Inlet	90° to Outlet, 10.0" (254.0 mm)
Outlet	Straight, 8.0" (203.2 mm)
Filter Efficiency	≥ 99.90% per ISO 5011

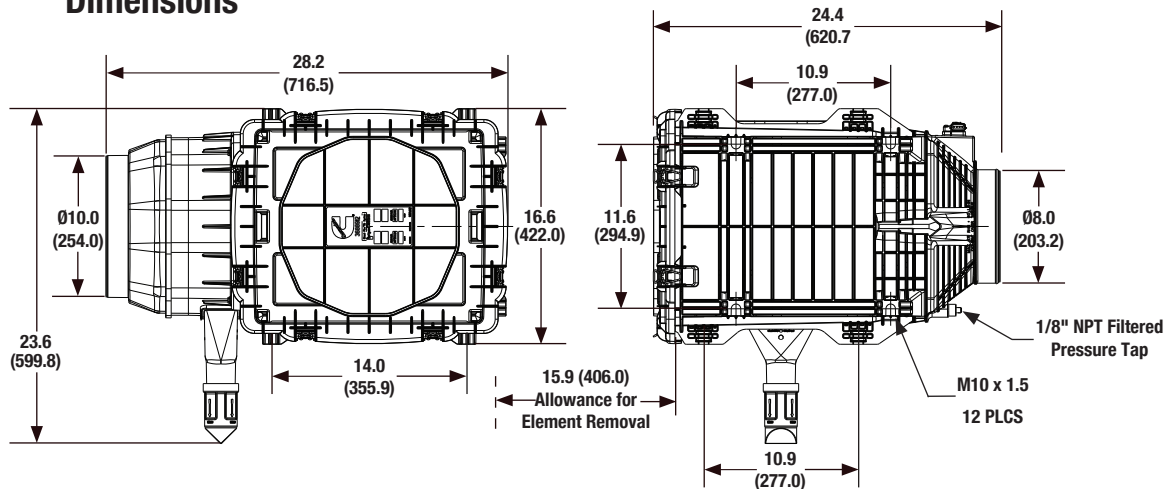
Specifications subject to change without notice.

## Dust Holding Capacity per Flow Rate

Specification	Non Aspirated		Aspirated	
	CFM	m <sup>3</sup> /min	CFM	m <sup>3</sup> /min
Maximum Flow for 10 g/CFM (357.1 g/m <sup>3</sup> /min)	1230*	34.8*	1230*	34.8*
Maximum Flow for 25 g/CFM (892.9 g/m <sup>3</sup> /min)	981	27.8	1230*	34.8*

\*Indicates maximum recommended flow rate

## Dimensions



All dimensions are in inches (millimeters)

## Ordering Information

Air Cleaners	
Part Number	Description
AH55666	Direct Flow - Front Inlet - Integrated Pre-Cleaner - With TBAP Sensor

TBAP -Temperature and Barometric Air Pressure

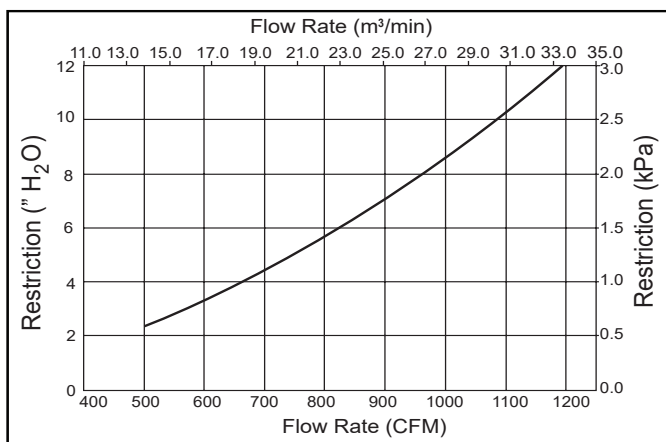
Service Parts	
Part Number	Description
AF55024	Primary Element (2 REQ)
AF55318	Secondary Element (2 REQ)
SP1082	Service Cover
SP1085	M10 Mounting Hardware
SP1090	Service Cover Gasket
SP1308	Mounting Stand-Offs
SP1086	Dust Ejection Valve (DEV)

Optional Accessories	
Part Number	Description
3316664S	8" Band Clamp
3316614S	8" Hump Hose
3316587S	8" 45° Elbow
3316577S	8" 90° Elbow
3316626S	8" to 7" Hump Hose Reducer
3946329S	Restriction Indicator

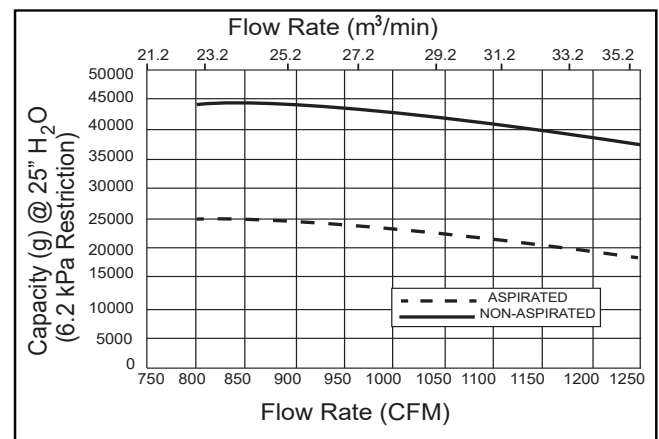
Additional sizes/shapes may be available. Refer to the Cummins Filtration catalog or website.

## Performance

### System Restriction vs Flow Rate



### System Capacity vs Flow Rate

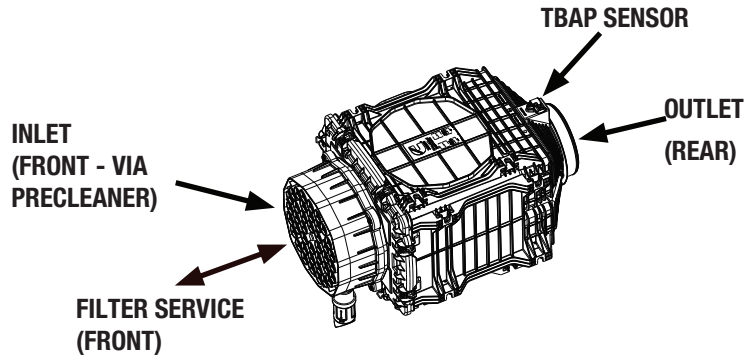


Restriction		Flow Rate		Typical Capacity at 25" H <sub>2</sub> O (6.2 kPa) of Terminal Restriction	
in H <sub>2</sub> O	kPa	CFM	m³/min	Non-Aspirated (g)	Aspirated (g)
4	1.0	683	19.3	27604	40940
6	1.5	849	24.0	26180	45548
8	2.0	990	28.0	24437	45500
10	2.5	1116	31.6	22465	42378
12	3.0	1230	34.8	20343	37049

ISO Coarse Dust  
2.0 g/m<sup>3</sup> Feed Rate  
25" H<sub>2</sub>O (6.2 kPa)  
Terminal Restriction  
per ISO 5011



# DF2100 Series



## Specifications

Specification	AH55668
Length, Overall	24.4" (620.7 mm)
Width, Overall	22.6" (574.6 mm)
Height, Overall	25.0" (636.4 mm)
Flow, Min. at 2" H <sub>2</sub> O (0.5 kPa) Restriction	474 CFM (13.4 m <sup>3</sup> /min)
Flow, Max. at 12" H <sub>2</sub> O (3.0 kPa) Restriction	1280 CFM (36.2 m <sup>3</sup> /min)
Secondary Element	Yes
Housing Material	Glass-Filled Polypropylene
Pre-Cleaner	Integrated
Inlet	Straight 12.5" (317.5 mm)
Outlet	Straight, 8.0" (203.2 mm)
Filter Efficiency	≥ 99.90% per ISO 5011

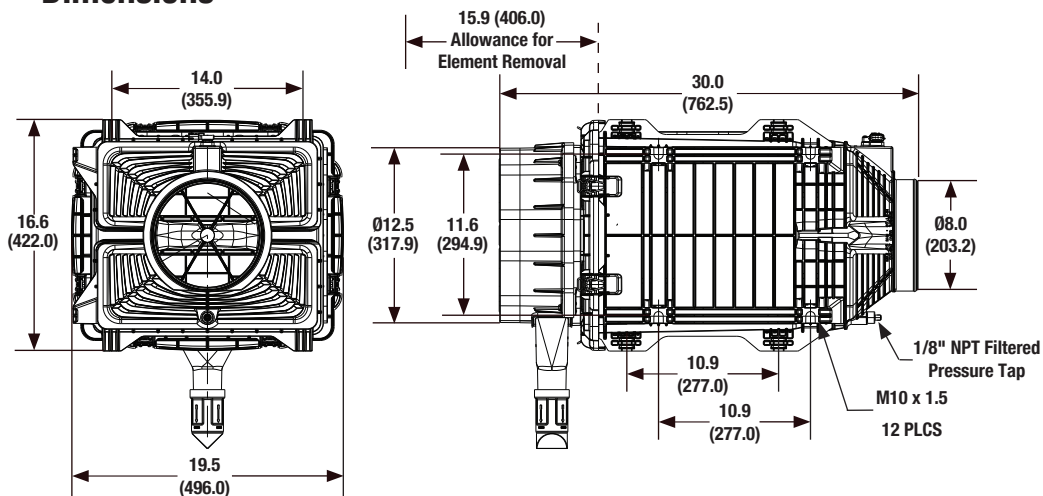
Specifications subject to change without notice.

## Dust Holding Capacity per Flow Rate

Specification	Non Aspirated		Aspirated	
	CFM	m <sup>3</sup> /min	CFM	m <sup>3</sup> /min
Maximum Flow for 10 g/CFM (357.1 g/m <sup>3</sup> /min)	1280*	36.2*	1280*	36.2*
Maximum Flow for 25 g/CFM (892.9 g/m <sup>3</sup> /min)	948	26.8	1280*	36.2*

\*Indicates maximum recommended flow rate

## Dimensions



All dimensions are in inches (millimeters)

## Ordering Information

Air Cleaners	
Part Number	Description
AH55668	Direct Flow - Front Inlet - Integrated Pre-Cleaner - With TBAP Sensor

TBAP -Temperature and Barometric Air Pressure

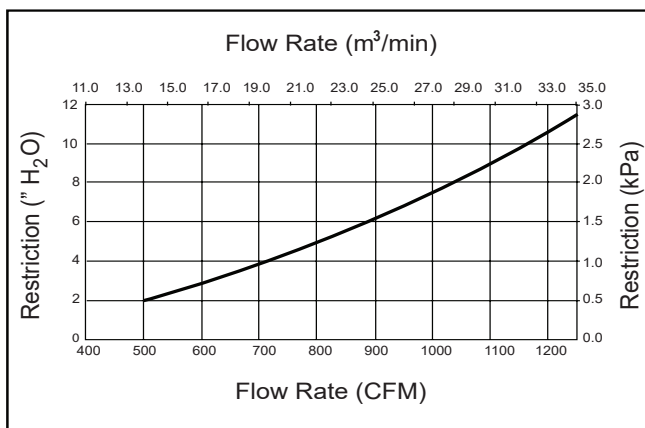
Service Parts	
Part Number	Description
AF55024	Primary Element (2 REQ)
AF55318	Secondary Element (2 REQ)
SP1084	Service Cover
SP1085	M10 Mounting Hardware
SP1090	Service Cover Gasket
SP1308	Mounting Stand-Offs
SP1086	Dust Ejection Valve (DEV)

Optional Accessories	
Part Number	Description
3316664S	8" Band Clamp
3316614S	8" Hump Hose
3316587S	8" 45° Elbow
3316577S	8" 90° Elbow
3316626S	8" to 7" Hump Hose Reducer
3946329S	Restriction Indicator

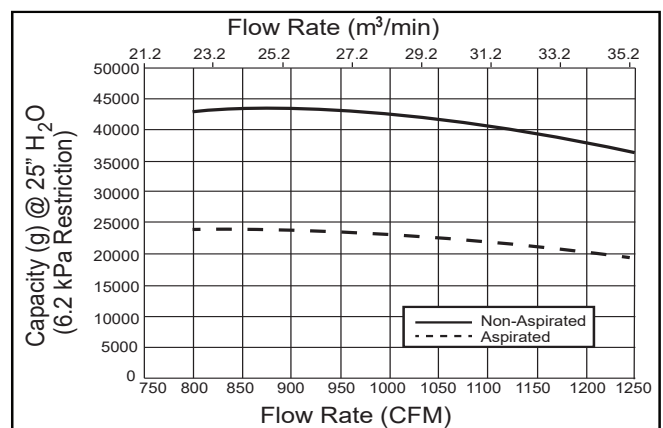
Additional sizes/shapes may be available. Refer to the Cummins Filtration catalog or website.

## Performance

### System Restriction vs Flow Rate



### System Capacity vs Flow Rate



Restriction		Flow Rate		Typical Capacity at 25" H <sub>2</sub> O (6.2 kPa) of Terminal Restriction	
in H <sub>2</sub> O	kPa	CFM	m³/min	Non-Aspirated (g)	Aspirated (g)
4	1.0	737	20.9	24171	42534
6	1.5	904	25.6	23945	43418
8	2.0	1045	29.6	22809	42091
10	2.5	1168	33.1	21096	39364
12	3.0	1280	36.2	18965	35267

ISO Coarse Dust  
2.0 g/m<sup>3</sup> Feed Rate  
25" H<sub>2</sub>O (6.2 kPa)  
Terminal Restriction  
per ISO 5011