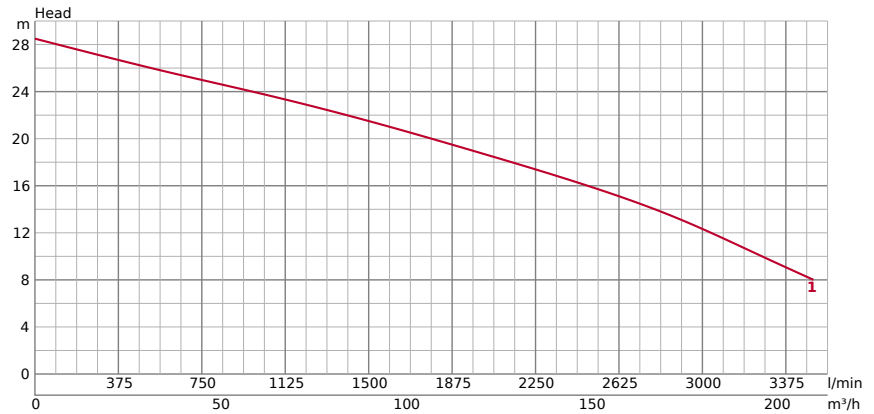


100CZ411



TECHNICAL INFORMATION

GENERAL			PUMPING FLUID		
	∅ Discharge bore mm	100mm	Type of Fluid	Sewage	
	Discharge Connection	Inside thread, JIS10K flange	Temperature	0-40°C	
			Max. Solid Handling mm	41	
			Max. PH Value	5-9	
			Max. Capacity l/min	3500	
			Max. Head m	28,5	

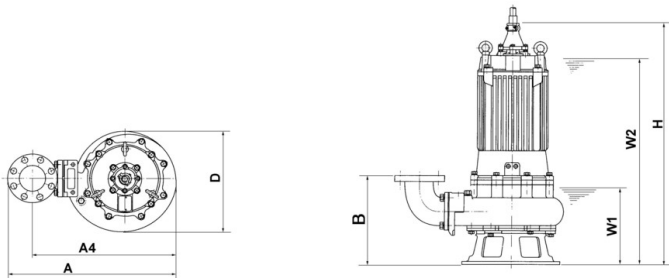
PUMP	COMPONENTS	MATERIAL
	Impeller	Scissor Smasher
	Bearings	Shielded ball bearings
	Mechanical Seal	Dual mechanical seal in oil bath
		Impeller
		Ductile iron casting EN-GJS500
		Casing
		Grey iron casting EN-GJL-250
		Suction Plate
		Ductile iron casting EN-GJS-500-7
		Pump Body
		Grey iron casting EN-GJL-200
		Mechanical Seal
		Silicon Carbide

TECHNICAL INFORMATION | Motor, Others on the next page →

MOTOR	Motor output kW	11	MATERIAL	
	Starting method	star/delta	Frame	Grey iron casting EN-GJL-200
	Suitable for VFD	Yes	Shaft	Stainless steel EN-X30Cr13
	Suitable for Soft Starter	Yes	Cable	NSSHÖU 4C*2.5mm ² / NSSHÖU 3C*2. 5mm ² / 2PNCT 2C*1. 25mm ²
	Type, Poles	Induction motor, 4 poles, IP68	Cable Length	10m
	Insulation	Insulation class F		
	Phase / Voltage	3-phase / 400V / 50Hz		
	r.p.m.	1455		
	Motor Protector (built-in)	Miniature protector		
Rated Current	23.40			

OTHERS	Dry Weight Kg	231
	Pressure Resistance	max. 50m

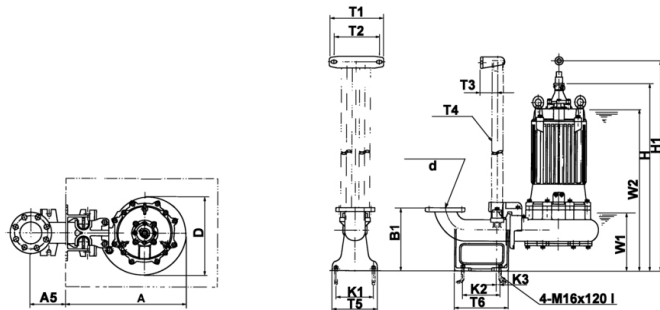
DIMENSIONS



DIMENSIONS - IN MM

A	722	D	438	W1	350
A4	617	H	1000	W2	875
B	380				

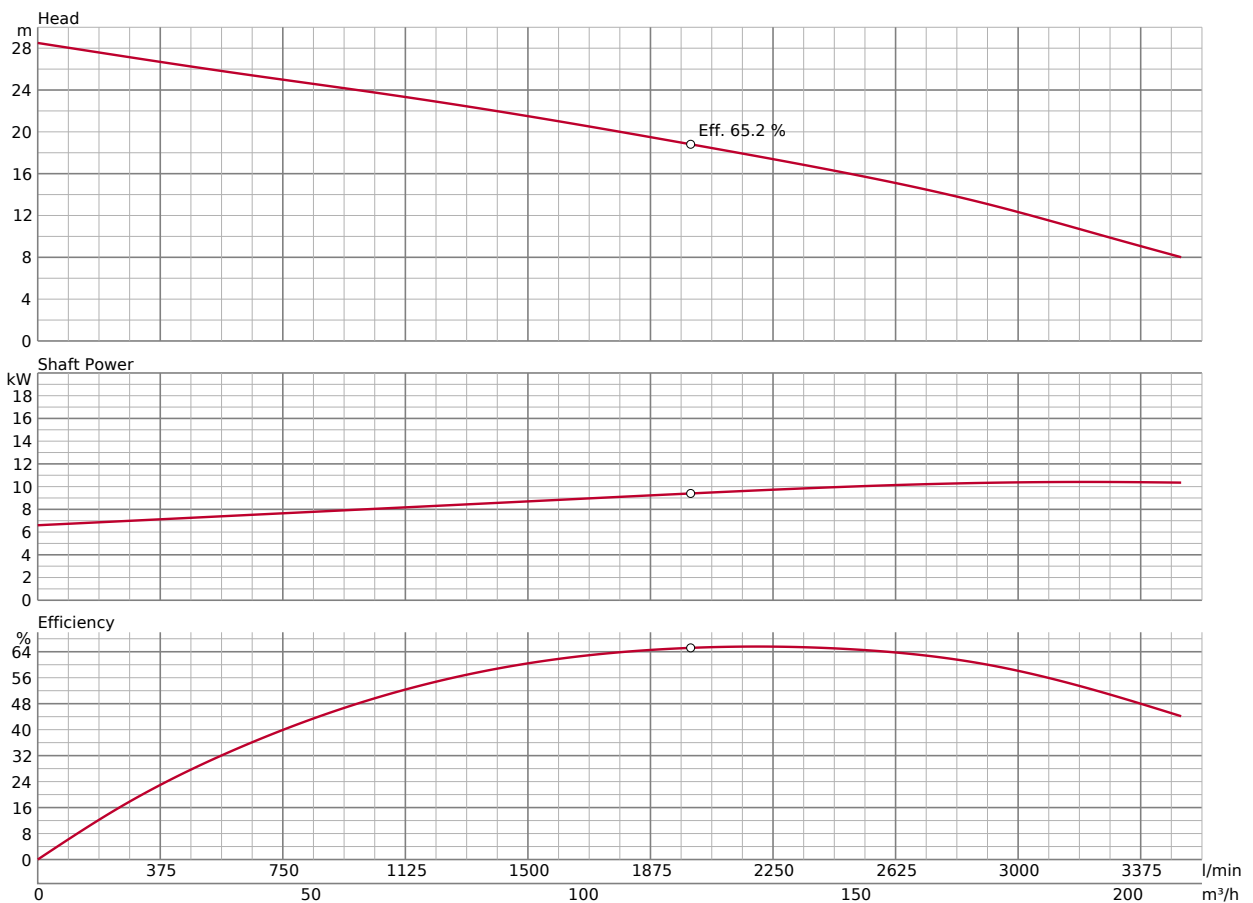
DIMENSIONS | GUIDE RAIL FITTING TYPE



DIMENSIONS | GUIDE RAIL FITTING TYPE - IN MM

A	900	H	990	W1	340
A5	181	H1	1356	W2	865
D	438				

PERFORMANCE CURVE



Please mind: discharge bend, duck foot bend and stand set are accessories and must be ordered separately

ACCESSORIES

FREE STAND INSTALLATION KIT (U)XIBEND44T BEND 100-100

Discharge/elbow for vertical pumping



FREE STAND INSTALLATION KIT XISTAND STAND SET

Device for free standing installation



GUIDE RAIL FITTING SYSTEM (U)XTOS310TA TOS3-100-100

TOS is the basic guide-rail fitting system for Tsurumi pumps up 150mm discharge bore.

