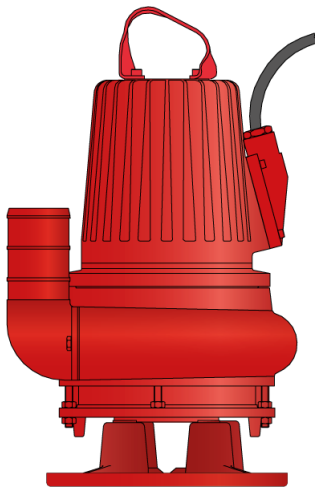




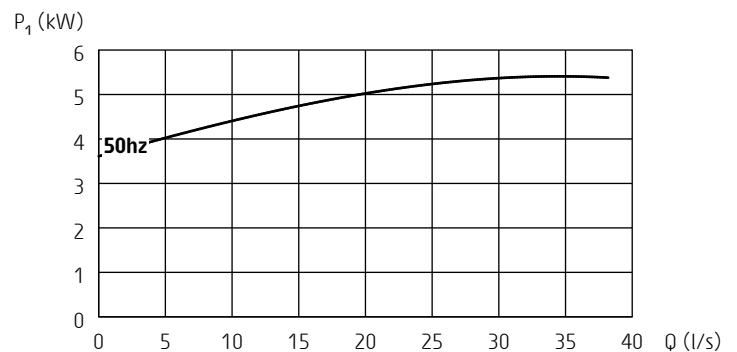
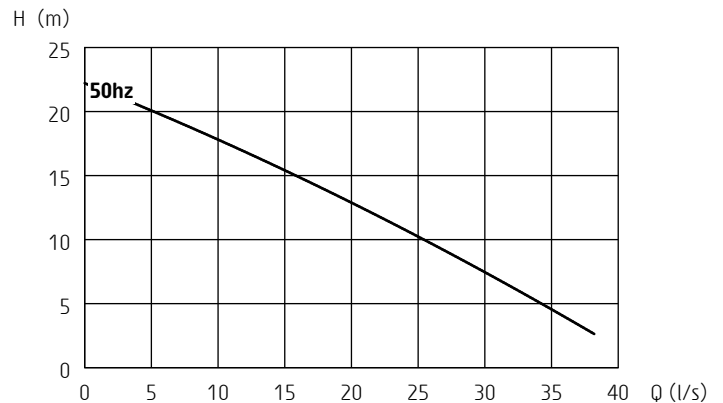
## Bravo 300

Electrical submersible slurry pump



50 Hz	Bravo 300
Discharge connection E	4"
Rated power $P_2$ [kW]	5.9
Max. power consumption $P_1$ [kW]	7.1
Shaft speed [rpm]	1450
Rated current at 230V	21 A
Rated current at 400V	12 A
Rated current at 500V	9.5 A
Solids passage [mm]	50
Height [mm]	760
Diameter [mm]	460
Weight [kg]	157

Other voltages on request



ISO 9906/A

### General description

Submersible pump for pumping water containing abrasive particles, ground water, slurries

### Classification

Electrical submersible slurry pump  
Protection class: IP 68

### Electrical motor

Squirrel cage induction motor  
Insulation class: H (IEC 85), DOL or star/delta

### Motor protection

Thermoswitches in motor windings

**This pump must be used with external motor protection in accordance with technical data**

### Cable - SubCab 20 m (66 ft)

DOL: 4x2.5mm<sup>2</sup> + 2x1.5mm<sup>2</sup>  
Y/D: 7x2.5mm<sup>2</sup> + 2x1.5mm<sup>2</sup>

### Shaft seals

Double mechanical seal running in an oil compartment  
Material lower seal: tungsten carbide - tungsten carbide  
Material upper seal: tungsten carbide - aluminium oxide

### Materials

Drive unit: *Cast iron*  
Pump housing: *Cast iron*  
Impeller: *Hard-Iron™*  
Discharge connection: *Cast iron*  
Wear plate: *Nitrile rubber*  
Lifting handle: *Galvanized steel*  
Shaft: *Stainless steel*  
Studs, screws and nuts: *Stainless steel*  
O-rings: *Nitrile rubber*

### Limitations

Max. submersion depth: 20 m (66 ft)  
Max. liquid temperature: 40 °C (104 °F)  
Allowed pH range: 5.5 - 14

Specifications can be changed without notice